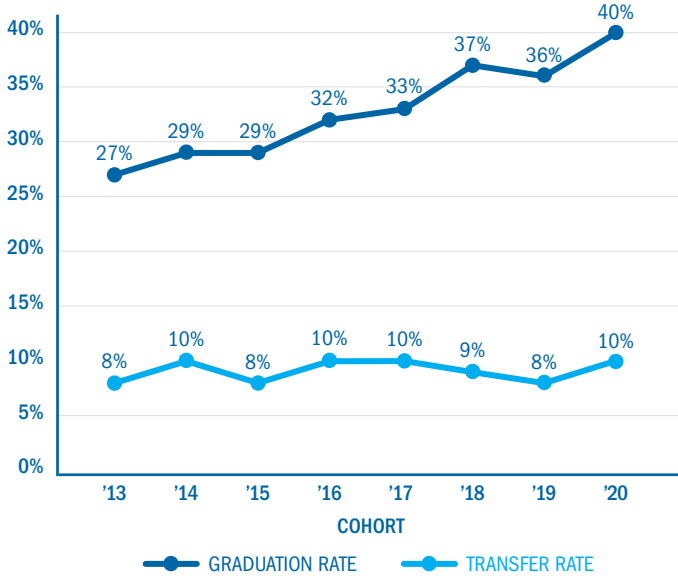


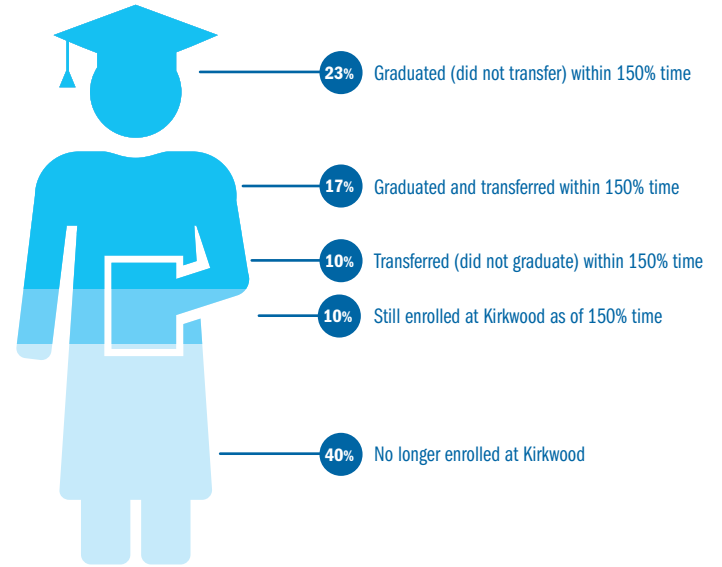
Graduation & Transfer

Based on IPEDS 2023 – '24 Reporting Year Information and 2023 IPEDS Data Feedback Report

KIRKWOOD 150% GRADUATION AND TRANSFER RATES



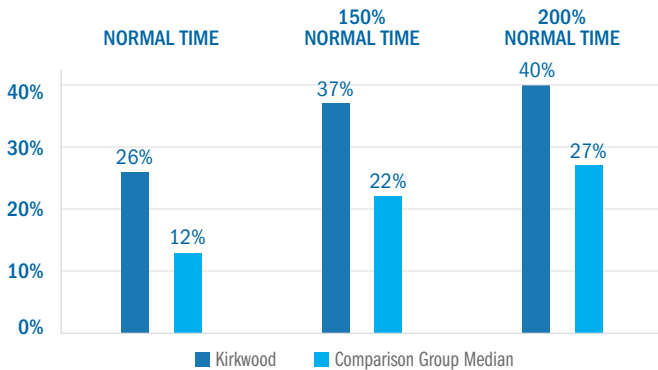
2020 COHORT: WHERE ARE THEY WITHIN 150% TIME?



TOTAL = 1,651

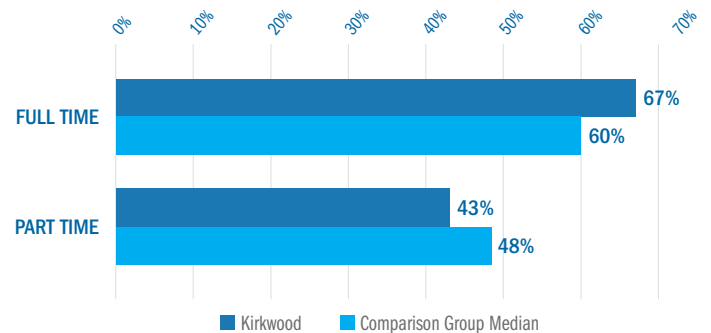
HOW DO WE COMPARE TO OUR PEERS? IPEDS COMPARISON GROUP: TIME TO COMPLETION

BASED ON 2018 COHORT



FALL-TO-FALL RETENTION RATES FOR COHORT STUDENTS EARLY INDICATOR OF STUDENT SUCCESS

BASED ON 2021 COHORT



DEFINITIONS

BASED ON INTEGRATED POSTSECONDARY EDUCATION DATA SYSTEM (IPEDS) FEDERAL REPORTING SYSTEM

150% NORMAL TIME: 150% of expected time of completion. Example: 150% of expected time to completion for an associate degree is three years.

COHORT: First-time degree-seeking/certificate-seeking undergraduate students who started in the specified fall semester.

TRANSFER: Subsequent enrollment at a 4-year postsecondary institution without graduating from Kirkwood.

RETENTION: A measure of the rate at which students persist in their educational program at an institution, expressed as a percentage. This is a percentage of cohort students from the previous fall who were still enrolled or successfully completed their program by the current fall.

Contact Institutional Research for the IPEDS Graduation 150% Data report at IR@kirkwood.edu.

IR Note: IPEDS 2023 Data Feedback Report available at www.kirkwood.edu/ir