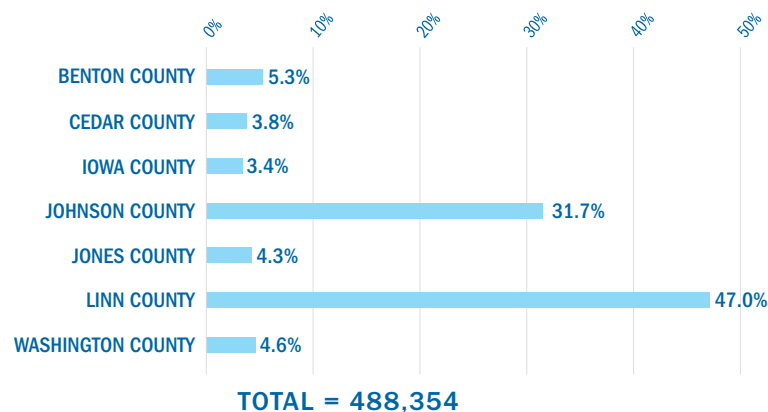
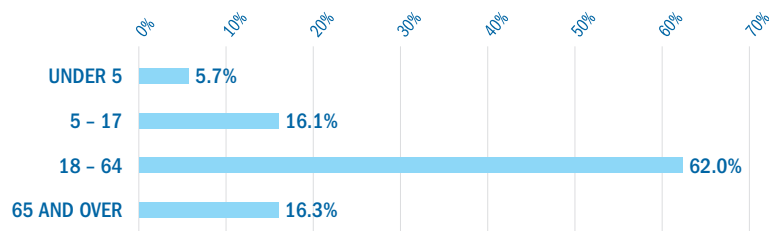


# Kirkwood Seven-County Service Area Demographics\*

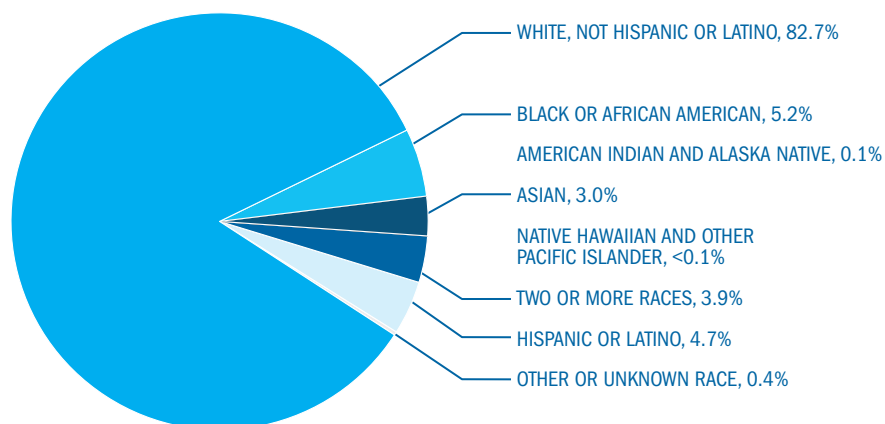
## POPULATION



## AGE



## RACE/ETHNICITY



## PERCENT OF ...

### FEMALES



**50.2%**

### PERSONS BELOW POVERTY LEVEL



**10.6%**

### VETERANS



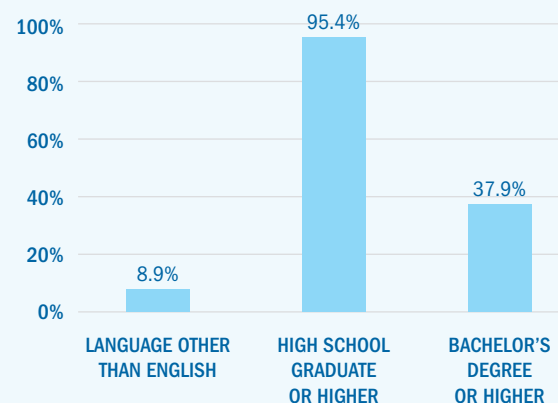
**6.4%**

### FOREIGN-BORN INDIVIDUALS



**6.1%**

### LANGUAGE AND EDUCATION



\*Source: [U.S. Census Bureau, American Community Survey, 2023 5-year Estimates](#)

Disclaimer: Population attributes were calculated using weighted percentages for each county. Due to rounding of percentages and other data limitations, results represent best estimates.

Created on 7-21-2025.

